



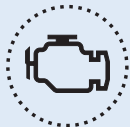
DATA-DRIVEN SOLUTIONS DRIVING PROFITABILITY AND UPTIME

OnCommand® Connection is an industry-leading remote diagnostics solution that's built for how you do business. It supports all commercial truck makes and models,* and transforms vehicle data into critical insights that help drive greater uptime and reduce total cost of ownership.

Features Include:

- Vehicle fault code reporting and severity ratings
- Comprehensive vehicle health reports
- Interactive fault code action plans that identify most likely needed parts and service
- GPS mapping with nearby service centers, hotels, and more
- Available Fleet Health Monitoring (see back of page)

OnCommand Connection customers have seen up to 30% reductions in unplanned repair costs and up to 80% reductions in vehicle failures requiring a tow.



ONE SOURCE

Real time access to diagnostics for all makes and models in your fleet in one place.



FCAP

Get fault code action plans (FCAP) to reduce en-route events.



HEALTH REPORTS

View up-to-date health reports for all your vehicles.*



INTERACTIVE MAPPING

Locate any vehicle in your fleet and nearby service locations, hotels or towing providers.



CUSTOM ALERTS




Create custom alerts that include fault code and severity.

SOFTWARE SOLUTIONS

| Service | Description |
|---|--|
| OnCommand Connection Portal | Advanced Remote Diagnostics and mapping for all makes and models*; available at no charge for any vehicle equipped with OCC telematics or one of 28+ integrated telematics service providers. |
| Fleet Health Monitoring (Premium Subscription Required) | Weekly reports of vehicles encountering significant health issues that put them at risk of de-rates or breakdowns. Ask your International Truck dealer for details. |
| Advanced Preventive Maintenance (Premium Subscription Required) | Designed to maximize the efficiency of your PM spending by recommending custom PM intervals for each vehicle based on engine data such as odometer and idle time. Ask your International Truck dealer for details. |

ONCOMMAND CONNECTION HARDWARE: GETTING SET UP IS EASY AS 1-2-3

1 Purchase your device kit & applicable harness from your International Truck dealer.

| Hardware | Description | Part Number |
|---|---|-----------------------|
|  | Device + J1939 straight cable and 2 years airtime | UPTOCC001AT |
|  | All-makes J1939 “Y” Harness | UPTOCCBLYGR93H |
|  | OBDII “Y” Harness | UPTOCCBL144H |

2 Plug in harness & device into the J1939 or OBD data port normally located under the steering wheel to the left. The device will send the vehicle information to the OnCommand Connection Portal.

Note: Make sure vehicle is parked outside.

3 Go to OncommandConnection.com and select “Enroll”

- Select OnCommand Connection from the drop down list and follow the instructions to complete enrollment

For more information, support, or training, email occoperations@Navistar.com

*For most commercial vehicles powered by diesel engines, 2007 MY and later.
TAD20002 10/2020 © 2020 OCC Technologies, L.L.C. All rights reserved.
All marks are trademarks of their respective owners.